

Week 2 - Wolf Brother


Monday - LI: To identify and use devices to build cohesion within a paragraph

Tuesday - LI: To identify personification to create a vivid picture in the reader's mind.

Wednesday - LI: To use personification in my writing.

Thursday - LI: To explore how a writer develops characters through description and action.

Friday - LI: To develop characters through description and action.





Starter

What is personification?



LI: To identify personification to create a vivid picture in the readers mind

Success Criteria

- *I can explain what is meant by personification with an example
- *I can identify example of personification
- *I can comment on the effect of the personification
- *I can begin to use personification

Personification Catch Phrase

**I will reveal some of the images on the next page and then you will need to record your personification idea and show the Quiz Master.
How interesting can you make them?**



Teachers: Please set classroom up into 'studio scene'. Teacher to wear red 'quiz' jacket ready to play the game. Display the images on the screen or paper flipchart.



Personification Catch Phrase



Examples:


Positive	Negative
	
The sun happily greeted everyone 'good morning'.	The sky turned dreary as the glum clouds enveloped it.

Teachers: Please set classroom up into 'studio scene'. Teacher

Where has personification been used in this passage?

How could anyone stop for a rest after having experienced the torment that I had only hours before? The fire sat flickering quietly in front of me – an oxymoron for the current state of my furiously beating heart. Lying limply on the other side of the fire, my father was staring into the sky. Half of the fingers on his right hand were missing. They became the feast of a soul-destroying beast. The darkness of the forest seemed to push us further into its ever impending doom. How had the monstrous nightmare seen us? Was it still watching us now?

Teacher model



Here we can see
smoke rising up
towards the sky.

smoke = noun

What human feature
could we give to the
smoke to describe its
movement?

Showing off its majestic moves, the smoke danced,
twirled and whirled its way up into the vast blue sky.

Now you make one about the smoke.

Teacher model



Here we can see
gnarled branches

branches = noun

What body part does
the branch remind
you of?

The gnarled branches, curled fingers evilly
enticed me in.

Now you make one about the branches.

LI: To identify personification to create a vivid picture in the readers mind

SC

- *I can explain what is meant by personification with an example
- *I can identify example of personification
- *I can comment on the effect of the personification
- *I can begin to use personification

Task

Look at the images on your tables and record personification sentences about them.

Challenge

What effect does personification have on the reader? Review the model text and the record your response



Give 3 different examples
of personification for the
foliage



